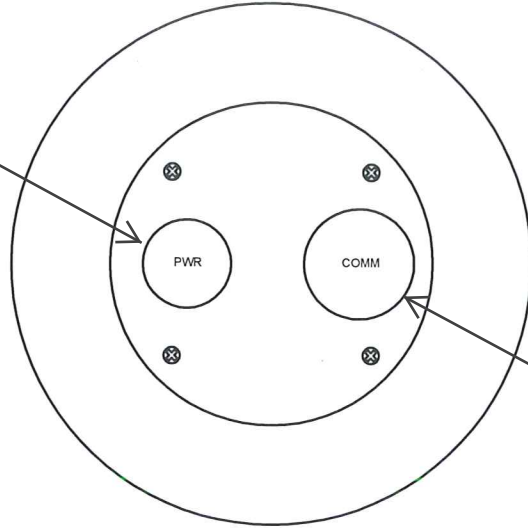


COVER PER SUBMITTAL

6" Dia

TOP VIEW

1.06"  
(Ø 27mm)

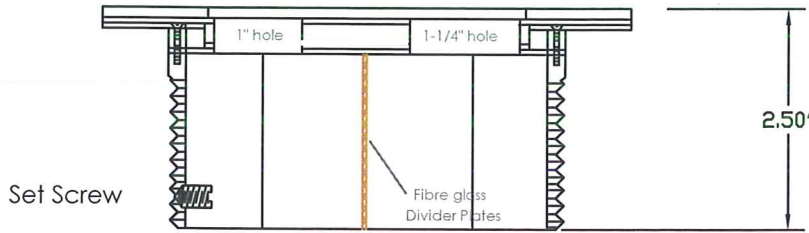


1.33"  
(Ø 34mm)

**MOI-SLB-SYS-COMM**

System Furn Conn outlet  
(openings for "pass through" power & or comm cords)

CROSS SECTION



DEVICE MOUNTING BRACKET  
C/W THREAD HUB AS SHOWN

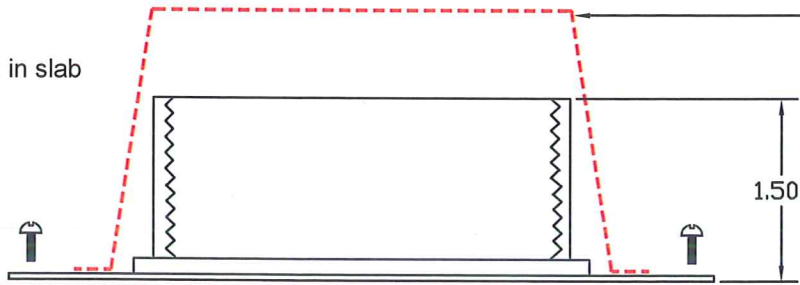
2.50"

Set Screw

Fibre glass  
Divider Plates

PLASTIC CONE

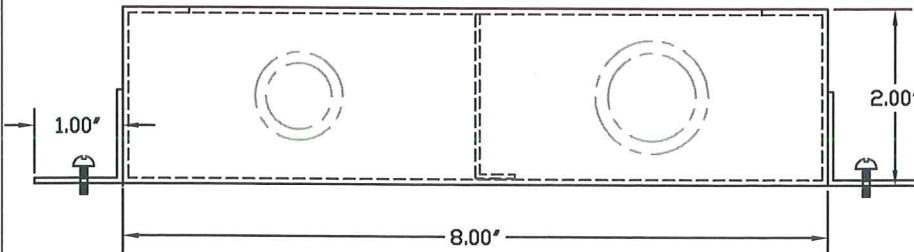
Poured in slab



8"x8" SCREW ON COVER (4 CORNERS)  
C/W THREAD HUB AS SHOWN  
MOUNT +1"min. to 2" max. BELOW NEW TILE

1.50"

8"x8"x2" STANDARD BOX  
WITH CENTRE BARRIER  
C/W 2x[1/2-3/4"] k.o's  
2x[3/4"-1"] k.o's



**ORDERING INFO-(SEE ABBREVIATIONS)**

SLAB THICKNESS \_\_\_\_\_  
RECEPT.TYPE/colour \_\_\_\_\_  
DATA MANUF./colour \_\_\_\_\_  
COVER TYPE \_\_\_\_\_

**PROPRIETARY AND CONFIDENTIAL**  
THE INFORMATION CONTAINED IN THIS DRAWING IS THE SOLE PROPERTY OF NOCOM. ANY REPRODUCTION IN PART OR AS A WHOLE WITHOUT THE WRITTEN PERMISSION OF NOCOM IS PROHIBITED.

		DIMENSIONS ARE IN MM TOLERANCES: ANGLES: ± DEGREE LINEAR: ± MM (UNLESS SPECIFIED)	NAME	DATE	JOB TITLE:	
			DRAWN	TJP		10-03-02
			CHECKED			
			ENG. APPR.			
		MATERIAL	MFG APPR.			
		See Variet table	Q.A.			
NEXT ASST	USED ON	FINISH	COMMENTS:			
APPLICATION		DO NOT SCALE DRAWING				

**MULTICONNECT™**  
by **NOCOM®**  
888-225-2478 www.nocom.ca  
SCALE=N.T.S. WEIGHT: SHEET 1 OF 1