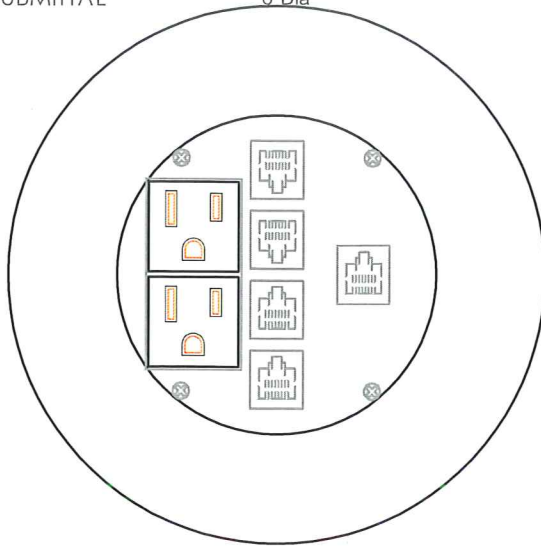


COVER PER SUBMITTAL

6" Dia



TOP VIEW

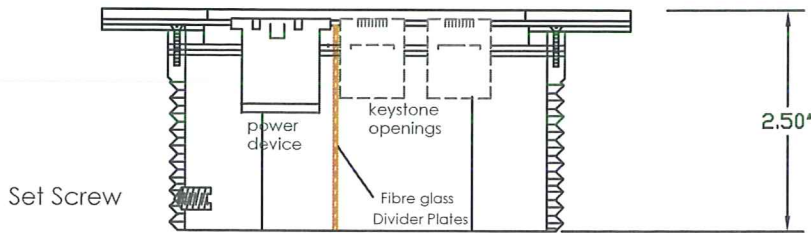
**MOI-SLB-PWR2-COMM5**

2 single receptacle and 5 openings for COMM jacks (openings suitable for all manufacturers Keystone style jacks) COMM jacks not supplied or installed by Nocom Inc.

**NOTE:**

Single receptacle(s) shall be 5-15RA. 5-20RA available.

CROSS SECTION



DEVICE MOUNTING BRACKET C/W THREAD HUB AS SHOWN

2.50"

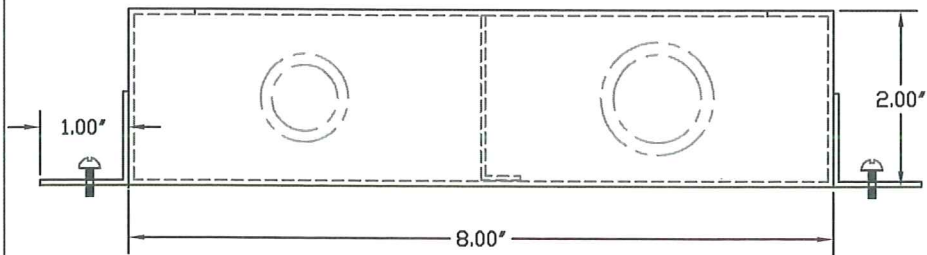
Poured in slab



PLASTIC CONE

1.50"

8"x8" SCREW ON COVER (4 CORNERS) C/W THREAD HUB AS SHOWN MOUNT +1"min. to 2" max. BELOW NEW TILE



8"x8"x2" STANDARD BOX WITH CENTRE BARRIER C/W 2x[1/2-3/4"] k.o's 2x[3/4"-1"] k.o's

ORDERING INFO-(SEE ABBREVIATIONS)

SLAB THICKNESS \_\_\_\_\_  
 RECEPT.TYPE/colour \_\_\_\_\_  
 DATA MANUF./colour \_\_\_\_\_  
 COVER TYPE \_\_\_\_\_

**NOTE:**  
 Single receptacles shall be CSA / UL Recognized/Classified or Listed  
 Keystone style openings, blanks or CSA/UL Recognized/ Classified or  
 Listed comm jacks

**PROPRIETARY AND CONFIDENTIAL**  
 THE INFORMATION CONTAINED IN THIS DRAWING IS THE SOLE PROPERTY OF NOCOM. ANY REPRODUCTION IN PART OR AS A WHOLE WITHOUT THE WRITTEN PERMISSION OF NOCOM IS PROHIBITED.

		DIMENSIONS ARE IN MM TOLERANCES: ANGLES: ± DEGREE LINEAR: ± MM (UNLESS SPECIFIED)		NAME	DATE	JOB TITLE:	
				DRAWN	TJP		10-03-02
				CHECKED			
				ENG. APPR.			
				MFG APPR.			
		MATERIAL		Q.A.		COMMENTS:	
		See Variant table					
		FINISH					
NEXT ASST	USED ON	APPLICATION		DO NOT SCALE DRAWING			

**MULTICONNECT™**  
 by **NOCOM®**  
 888-225-2478 www.nocom.ca

SIZE	DWG. NO.	REV.
A	MOI-SLB-PWR2-COMM5	
SCALE=n.i.s.	WEIGHT:	SHEET 1 OF 1