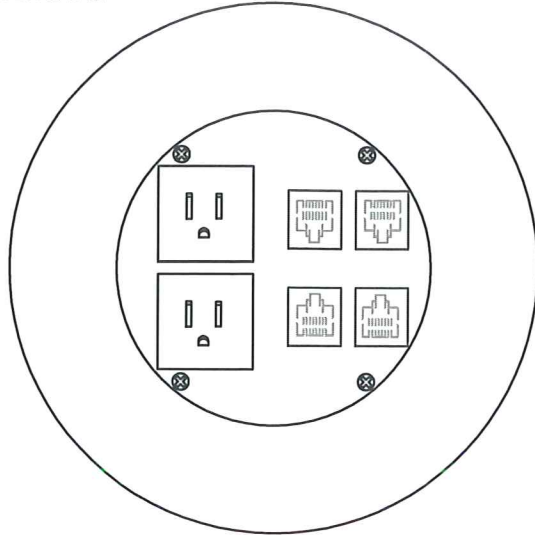


COVER PER SUBMITTAL

6" Dia



TOP VIEW

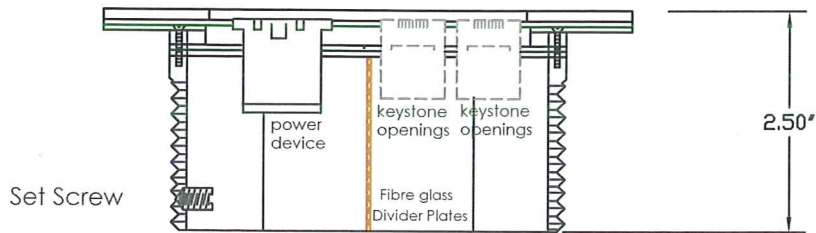
**MOI-SLB-PWR2-COMM4**

2 openings for single receptacle and 4 openings for COMM jacks (openings suitable for all manufacturers Keystone style jacks) COMM jacks not supplied or installed by Nocom Inc.

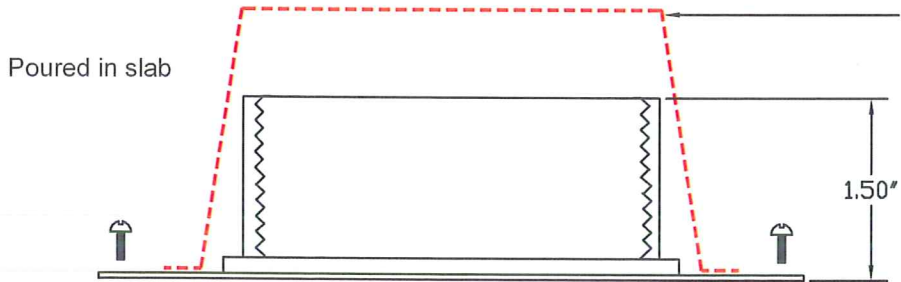
**NOTE:**

Single receptacles shall be 5-15RA. 5-20RA available

CROSS SECTION

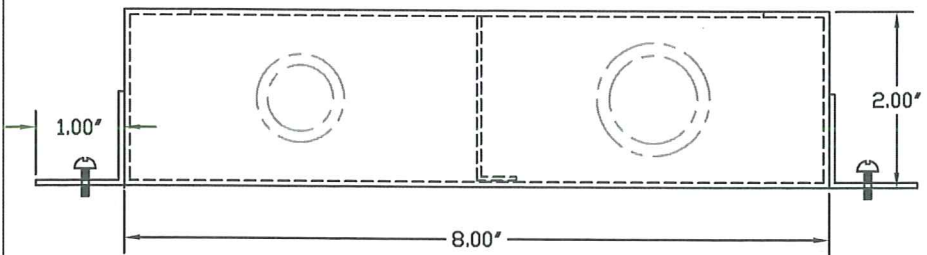


DEVICE MOUNTING BRACKET C/W THREAD HUB AS SHOWN



PLASTIC CONE

8"x8" SCREW ON COVER (4 CORNERS) C/W THREAD HUB AS SHOWN MOUNT +1"min. to 2" max. BELOW NEW TILE



8"x8"x2" STANDARD BOX WITH CENTRE BARRIER C/W 2x[1/2-3/4"] k.o's 2x[3/4"-1"] k.o's

ORDERING INFO-(SEE ABBREVIATIONS)

SLAB THICKNESS \_\_\_\_\_  
 RECEPT.TYPE/colour \_\_\_\_\_  
 DATA MANUF./colour \_\_\_\_\_  
 COVER TYPE \_\_\_\_\_

**NOTE:**

Keystone style openings, blanks or CSA/UL Recognized/ Classified or Listed comm jacks

**PROPRIETARY AND CONFIDENTIAL**  
 THE INFORMATION CONTAINED IN THIS DRAWING IS THE SOLE PROPERTY OF NOCOM. ANY REPRODUCTION IN PART OR AS A WHOLE WITHOUT THE WRITTEN PERMISSION OF NOCOM IS PROHIBITED.

		DIMENSIONS ARE IN MM TOLERANCES: ANGLES: ± DEGREE LINEAR: ± MM (UNLESS SPECIFIED)		NAME	DATE (yy-mm-dd)	JOB TITLE:	
				DRAWN	TJP	10-03-03	
				CHECKED			
				ENG. APPR.			
				MFG APPR.			
				Q.A.			
				COMMENTS:			
MATERIAL		See Variant table					
FINISH							
NEXT ASST	USED ON						
APPLICATION		DO NOT SCALE DRAWING					
						by	
		888-225-2478				www.nocom.ca	
SIZE	DWG. NO.	MOI-SLB-PWR2-COMM4				REV.	
A							
SCALE=n.t.s.		WEIGHT:				SHEET 1 OF 1	