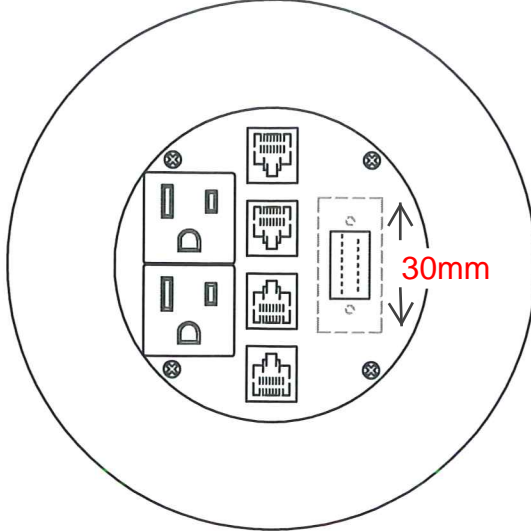


COVER PER SUBMITTAL

6" Dia



TOP VIEW

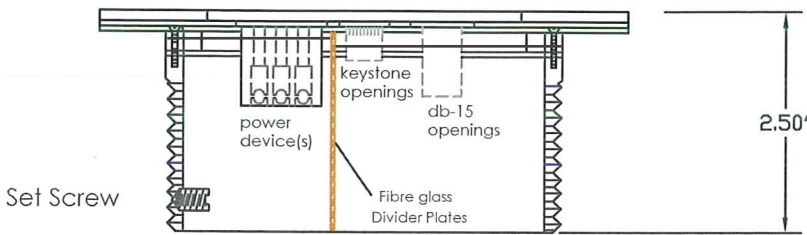
MOI-SLB-PWR2-COMM4-DB15

2 single receptacle, 4 openings for COMM jacks and 1 opening for DB (openings suitable for all manufacturers Keystone style jacks) COMM jacks and DB15 not supplied or installed by Nocom Inc.

NOTE:


Single receptacle 5-15RA shown. 5-20RA available

CROSS SECTION



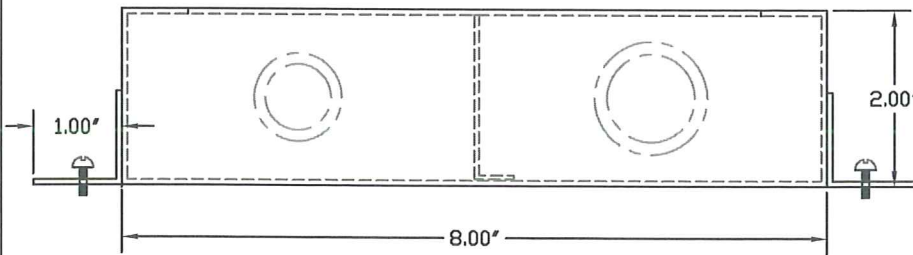
DEVICE MOUNTING BRACKET
C/W THREAD HUB AS SHOWN

Poured in slab



PLASTIC CONE

8"x8" SCREW ON COVER (4 CORNERS)
C/W THREAD HUB AS SHOWN
MOUNT +1"min. to 2" max. BELOW NEW TILE



8"x8"x2" STANDARD BOX
WITH CENTRE BARRIER
C/W 2x[1/2-3/4"] k.o's
2x[3/4"-1"] k.o's

ORDERING INFO-(SEE ABBREVIATIONS)

SLAB THICKNESS _____
RECEPT.TYPE/colour _____
DATA MANUF./colour _____
COVER TYPE _____

NOTE:

Single receptacles shall be CSA / UL Recognized/Classified or Listed Keystone style openings, blanks or CSA/UL Recognized/ Classified or Listed comm jacks

PROPRIETARY AND CONFIDENTIAL

THE INFORMATION CONTAINED IN THIS DRAWING IS THE SOLE PROPERTY OF NOCOM. ANY REPRODUCTION IN PART OR AS A WHOLE WITHOUT THE WRITTEN PERMISSION OF NOCOM IS PROHIBITED.

		DIMENSIONS ARE IN MM TOLERANCES: ANGLES: ± DEGREE LINEAR: ± MM (UNLESS SPECIFIED)		NAME	DATE (yy-mm-dd)	JOB TITLE:
		MATERIAL See Varient table		DRAWN	TJP	
		FINISH		CHECKED		888-225-2478 www.nocom.ca SIZE DWG. NO. A MOI-SLB-PWR2-COMM4-DB15 REV.
NEXT ASST		USED ON		ENG. APPR.		
APPLICATION		DO NOT SCALE DRAWING		MFG APPR.		
				Q.A.		
				COMMENTS:		