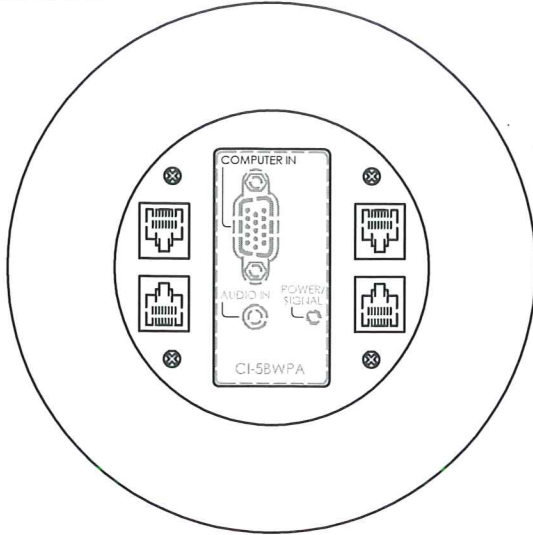


COVER PER SUBMITTAL

6" Dia

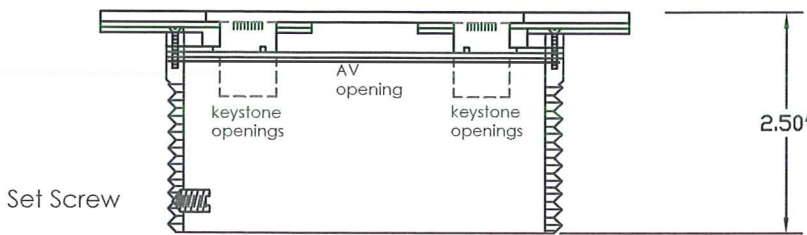


TOP VIEW


**MOI-SLB-AV-COMM4**

1 decora opening for CI-5BWPA and 4 openings for COMM jacks (openings suitable for all manufacturers Keystone style jacks) CI-5BWPA & COMM jacks not supplied or installed by Nocom Inc.

CROSS SECTION

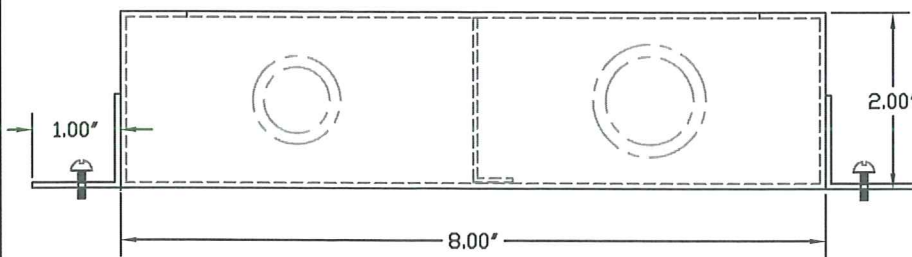


DEVICE MOUNTING BRACKET  
C/W THREAD HUB AS SHOWN



PLASTIC CONE

8"x8" SCREW ON COVER (4 CORNERS)  
C/W THREAD HUB AS SHOWN  
MOUNT +1"min. to 2" max. BELOW NEW TILE



8"x8"x2" STANDARD BOX  
WITH CENTRE BARRIER  
C/W 2x[1/2-3/4"] k.o's  
2x[3/4"-1" ] k.o's

ORDERING INFO-(SEE ABBREVIATIONS)

SLAB THICKNESS \_\_\_\_\_  
RECEPT.TYPE/colour \_\_\_\_\_  
DATA MANUF./colour \_\_\_\_\_  
COVER TYPE \_\_\_\_\_

**NOTE:**  
AV device shall be CSA / UL Recognized/Classified or Listed  
Keystone style openings, blanks or CSA/UL Recognized/ Classified or Listed comm jacks

**PROPRIETARY AND CONFIDENTIAL**  
THE INFORMATION CONTAINED IN THIS DRAWING IS THE SOLE PROPERTY OF NOCOM. ANY REPRODUCTION IN PART OR AS A WHOLE WITHOUT THE WRITTEN PERMISSION OF NOCOM IS PROHIBITED.

		DIMENSIONS ARE IN MM TOLERANCES: ANGLES: ± DEGREE LINEAR: ± MM (UNLESS SPECIFIED)	NAME	DATE (yy-mm-dd)	JOB TITLE:
			DRAWN	TJP	10-03-02
			CHECKED		
			ENG. APPR.		
			MFG APPR.		
			Q.A.		
		MATERIAL See Variant table	COMMENTS:		
		FINISH			
NEXT ASST	USED ON				
APPLICATION		DO NOT SCALE DRAWING			

**MULTICONNECT™**  
by **NOCOM®**  
888-225-2478 www.nocom.ca

SIZE A	DWG. NO. MOI-SLB-AV-COMM4	REV.
SCALE=n.t.s. WEIGHT:		SHEET 1 OF 1