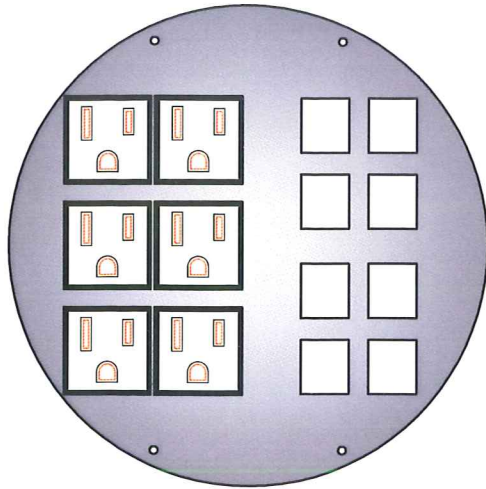


6" Dia

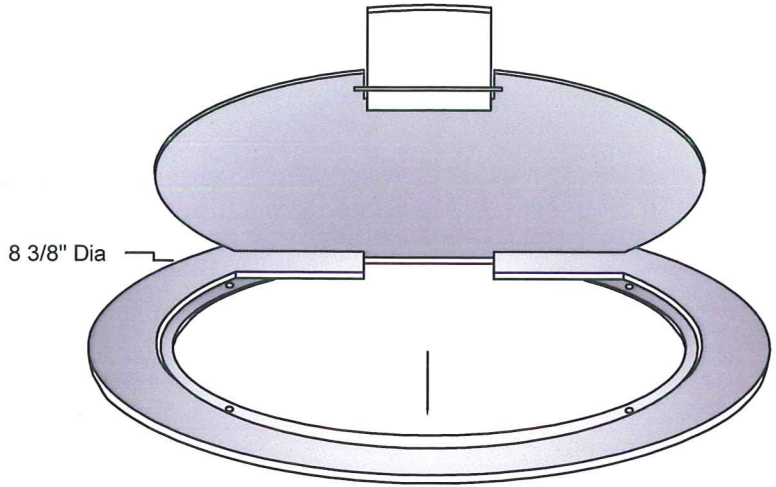


TOP VIEW
device plate

MOI-RF-PWR6-COMM8

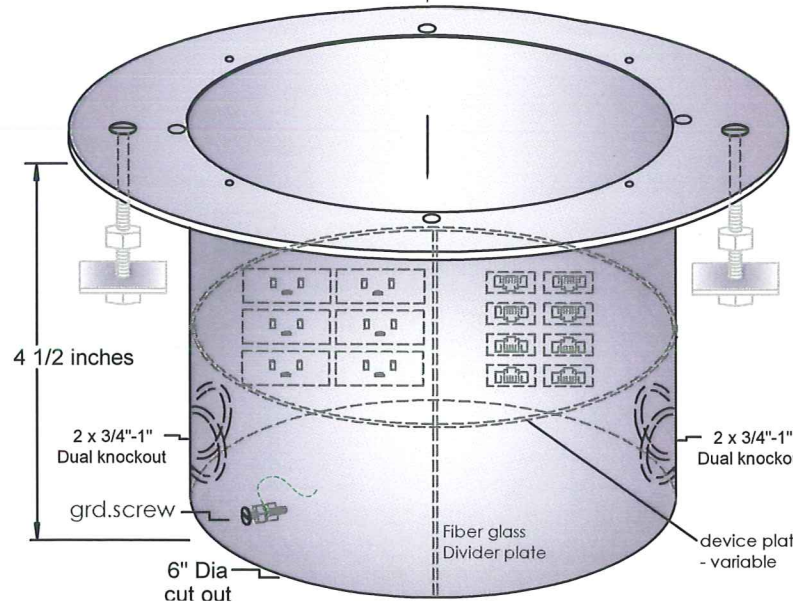
NOTE:
Single receptacles shall be CSA / UL
Recognized/Classified or Listed
Keystone style openings, blanks or
CSA/UL Recognized/ Classified or Listed
comm jacks

CROSS SECTION
8" round raised floor box



COVER PER SUBMITTAL

8" TOP PLATE



8" FLANGE PLATE

SCREW-FULL THREAD

FLOOR LOCK

8" WELDED TUBE

4 1/2 inches

2 x 3/4"-1"
Dual knockout

grd.screw

6" Dia
cut out

DIMENSIONS ARE IN MM
TOLERANCES:
ANGLES: ± DEGREE
LINEAR: ± MM
(UNLESS SPECIFIED)

MATERIAL
See Variant table

FINISH

NEXT ASST USED ON

APPLICATION

DO NOT SCALE DRAWING

NAME	DATE
TJP	10-03-04
CHECKED	
ENG. APPR.	
MFG APPR.	
Q.A.	

COMMENTS:

JOB TITLE:



by **NOCOM**

888-225-2478

www.nocom.ca

SIZE DWG. NO. MOI-RF-PWR6-COMM8 REV.

SCALE=1:1

WEIGHT:

SHEET 1 OF 1

PROPRIETARY AND CONFIDENTIAL

THE INFORMATION CONTAINED IN THIS DRAWING IS THE SOLE PROPERTY OF NOCOM. ANY REPRODUCTION IN PART OR AS A WHOLE WITHOUT THE WRITTEN PERMISSION OF NOCOM IS PROHIBITED.