

Branch Circuit Power Systems – Access Floor Modules AFm and AFm/M Series



AFm Series – Access Floor Modules Technical Specifications

The ACS/Uni-Fab AFm series access floor module offers a highly adaptable and cost effective solution for distributing power and telecommunication outlets for use in raised floor applications.

AFms are ideal for today's open office environment, as well as many other applications including computer rooms, call centers, laboratories, and clean rooms.

Designed with an attractive and durable cover, the AFm fits in floors as shallow as 2.5 inches, and accommodates carpet inserts or a matching filler plate.

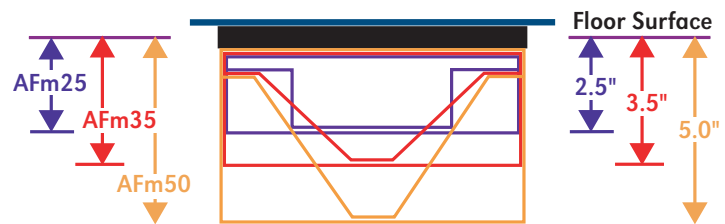
In keeping with our "Practical" approach to wiring...this solution represents the most adaptable floor box in the industry, fully compatible with ACS/Uni-Fab modular wiring systems.



Features and Benefits

- Modules accommodate power, voice and data for maximum convenience.
- Units can be pre-wired with ACS/Uni-Fab modular wiring systems.
- Three depth profiles: 5" standard, 3.5", and 2.5" low profile.
- Cord entry doors allow quick and easy access to power and telecommunication ports.
- Three configurations support a variety of device inserts for standard and isolated ground power, and for Cat 5 UTP, fiber optics, coaxial and audio.
- Locking tabs quickly secure the module to floor panel.
- Standard color - Gray. Custom colors also available.
- Floor pattern cutout templates available.

Three Depth Profiles



AFm Series – Access Floor Modules Technical Specifications

AFm25

The AFm25 provides both power and telecommunication compartments for raised floors with a minimum finished floor height of 2.5 inches. The power compartment is designed for 2 duplex receptacles, and the telecom compartment can accept 2 duplex data openings which can accommodate up to 8 data ports. The cover is suitable for both carpet and tile applications.



AFm35

The AFm35 provides both power and telecommunication compartments for raised floors with a minimum height of 3.5 inches. The power compartment is designed for 2 duplex receptacles, and the telecom compartment can accept a single data plate which can accommodate up to 8 data ports.* The cover is suitable for both carpet and tile applications.



AFm50

The AFm50 provides both power and telecommunication compartments for raised floors with a height of 5 inches or greater. The power compartment is designed for 4 duplex receptacles, and the telecom compartment is designed to accept 2 data plates which can accommodate up to 16 data ports.* The cover is suitable for both carpet and tile applications.



* Depending on vendor or brand specified.

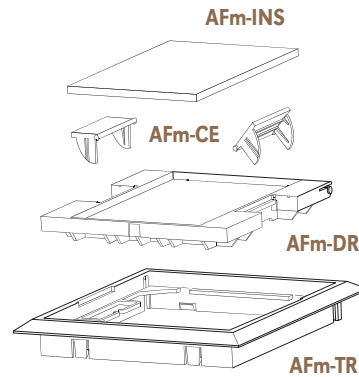
Technical Data

Description	AFm25	AFm35	AFm50
Overall Trim Ring	10" [254mm] x 10" [254mm]	Same	Same
Module Depth, overall	2½" [64mm]	3½" [89mm]	5" [127mm]
Floor Panel Opening Req.	8⅝" x 8⅝" [± ⅛" opening]	Same	Same
Door Size	8¼" [210mm] x 8¼" [210mm]	Same	Same
Wire Chamber Volume	2 x 32 cu.in. [2 x 536 cu.cm.]	2 x 43 cu.in. [2 x 704 cu.cm.]	2 x 61 cu.in. [2 x 1003 cu.cm.]
Cord Chamber Volume	104 cu.in. [1696 cu.cm.]	145 cu.in. [2375 cu.cm.]	208 cu.in. [3407 cu.cm.]
Total Volume	165 cu.in. [2704 cu.cm.]	231 cu.in. [3785 cu.cm.]	330 cu.in. [5408 cu.cm.]
Max DuplexPower	2	2	4
Max Data Ports	8	6	12

Access Floor Module Parts Numbers – AFm Series

AFm - Complete Assemblies

AFm25	(1) AFm25-CO1; (2) AFm25-P2; (1) AFm-COV-DKGRY; (2) AFm-TS; (2) AFm-L1; (4) AFm-S1
AFm35	(1) AFm35-CO1; (1) AFm35-D1; (1) AFm35-P2; (1) AFm-COV-DKGRY; (2) AFm-TS; (2) AFm-L1; (4) AFm-S1
AFm50	(1) AFm50-CO1; (1) AFm50-D1; (1) AFm50-P4; (1) AFm-COV-DKGRY; (2) AFm-TS; (2) AFm-L1; (4) AFm-S1
AFm-COV-DKGRY	Dark Gray AFm Cover Complete= (1) AFm-DR; (1) AFm-TR; (2) AFm-CE



AFm - Modular Components

Box

AFm25-CO1	2.5" Deep 8x8 Floor Box with Standard Rectangular Data Cutout
AFm35-CO1	3.5" Deep 8x8 Floor Box with Standard Rectangular Data Cutout
AFm50-CO1	5.0" Deep 8x8 Floor Box with Standard Rectangular Data Cutout

Cover

AFm-CE-DKGRY	Dark Grey Cord Entry Door
AFm-TR-DKGRY	Dark Grey Trim Ring
AFm-DR-DKGRY	Dark Grey Door
AFm-INS-DKGRY	Dark Grey Cover Insert

Hardware

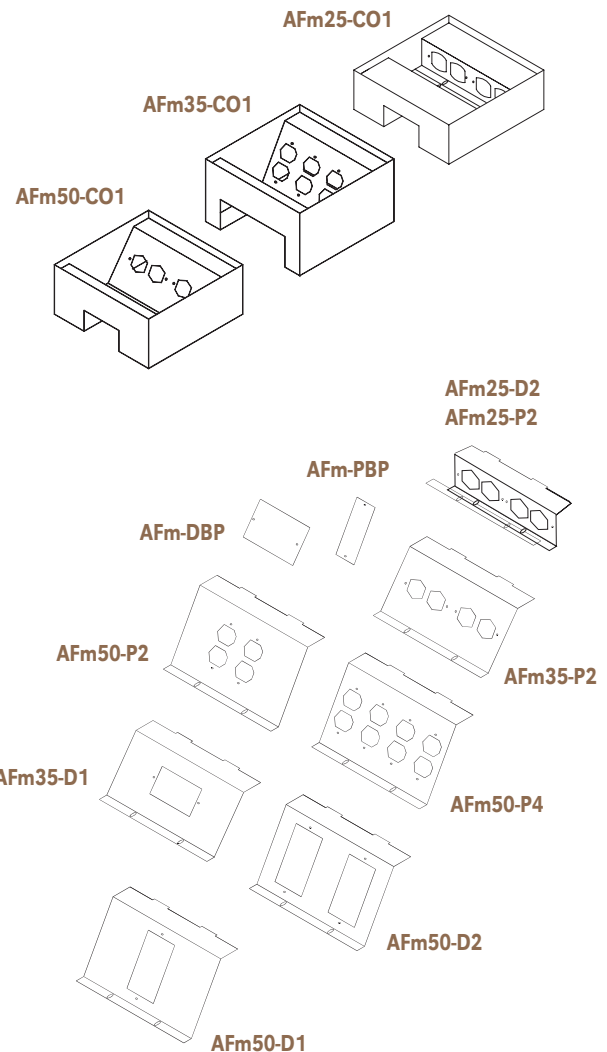
AFm-L1	Side Locking Piece
AFm-TS	#10-32 x 3/4" Thumb Screw
AFm-S1	#8-32 x 1/4" Phillips Pan type F
AFm-GS	#10-32 x 1/2" Ground Screw

Power Plates

AFm25-P2	2.5" Double Duplex Power Plate
AFm35-P1	3.5" Single Duplex Power Plate
AFm35-P2	3.5" Double Duplex Power Plate
AFm50-P2	5.0" Double Duplex Power Plate
AFm50-P4	5.0" Double Double Duplex Power Plate
AFm-PBP	Power Blocking Plate

Data Plates

AFm25-P2	2.5" Double Data Plate
AFm35-D1	3.5" Single Data Plate
AFm50-D1	5.0" Single Data Plate
AFm50-D2	5.0" Double Data Plate
AFm-DBP	Data Blocking Plate



Access Floor Modules with Metal Lid – AFm/M Series Technical Specifications

Access Floor Module Parts Numbers

AFm/M - Complete Assemblies

AFm/M25	(1) AFm25-CO1; (2) AFm25-P2; (1) AFm/M-COV-BLK; (2) AFm-TS; (2) AFm-L1; (4) AFm-S1
AFm/M35	(1) AFm35-CO1; (1) AFm35-D1; (1) AFm35-P2; (1) AFm/M-COV-BLK; (2) AFm-TS; (2) AFm-L1; (4) AFm-S1
AFm/M50	(1) AFm50-CO1; (1) AFm50-D1; (1) AFm50-P4; (1) AFm/M-COV-BLK; (2) AFm-TS; (2) AFm-L1; (4) AFm-S1

AFm/M - Modular Components

Box

AFm25-CO1	2.5" Deep 8x8 Floor Box with Standard Rectangular Data Cutout
AFm35-CO1	3.5" Deep 8x8 Floor Box with Standard Rectangular Data Cutout
AFm50-CO1	5.0" Deep 8x8 Floor Box with Standard Rectangular Data Cutout

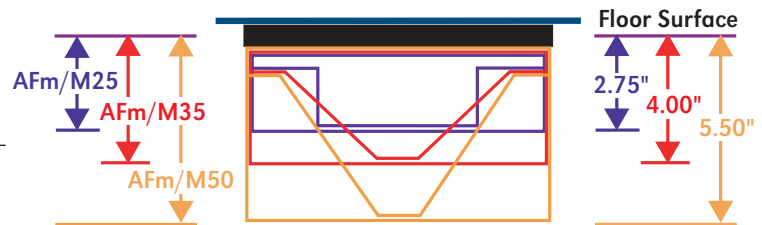
Cover

AFm/M-COV-BLK	Black Metal Door Assembly
---------------	---------------------------

Hardware

AFm-L1	Side Locking Piece
AFm-TS	#10-32 x 3/4" Thumb Screw
AFm-S1	#8-32 x 1/4" Phillips Pan type F
AFm-GS	#10-32 x 1/2" Ground Screw

Three Depth Profiles



AFm/M - Modular Components

Power Plates

AFm25-P2	2.5" Double Duplex Power Plate
AFm35-P1	3.5" Single Duplex Power Plate
AFm35-P2	3.5" Double Duplex Power Plate
AFm50-P2	5.0" Double Duplex Power Plate
AFm50-P4	5.0" Double Double Duplex Power Plate
AFm-PBP	Power Blocking Plate

Data Plates

AFm25-P2	2.5" Double Data Plate
AFm35-D1	3.5" Single Data Plate
AFm50-D1	5.0" Single Data Plate
AFm50-D2	5.0" Double Data Plate
AFm-DBP	Data Blocking Plate

Technical Data

Description	AFm/M25	AFm/M35	AFm/M50
Overall Trim Ring	10" [254mm] x 10" [254mm]	Same	Same
Module Depth, overall	2.75 [70mm]	4.0" [102mm]	5.5 [140mm]
Floor Panel Opening Req.	8 ⁵ / ₈ " x 8 ⁵ / ₈ " [± 1/16" opening]	Same	Same
Door Size	8 ¹ / ₄ " [210mm] x 8 ¹ / ₄ " [210mm]	Same	Same
Wire Chamber Volume	2 x 32 cu.in. [2 x 536 cu.cm.]	2 x 43 cu.in. [2 x 704 cu.cm.]	2 x 61 cu.in. [2 x 1003 cu.cm.]
Cord Chamber Volume	129.5 cu.in. [2112 cu.cm.]	170.5 cu.in. [2793 cu.cm.]	233.5 cu.in. [3825 cu.cm.]
Total Volume	165 cu.in. [2704 cu.cm.]	231 cu.in. [3785 cu.cm.]	330 cu.in. [5408 cu.cm.]
Max DuplexPower	2	2	4
Max Data Ports	4	6	12

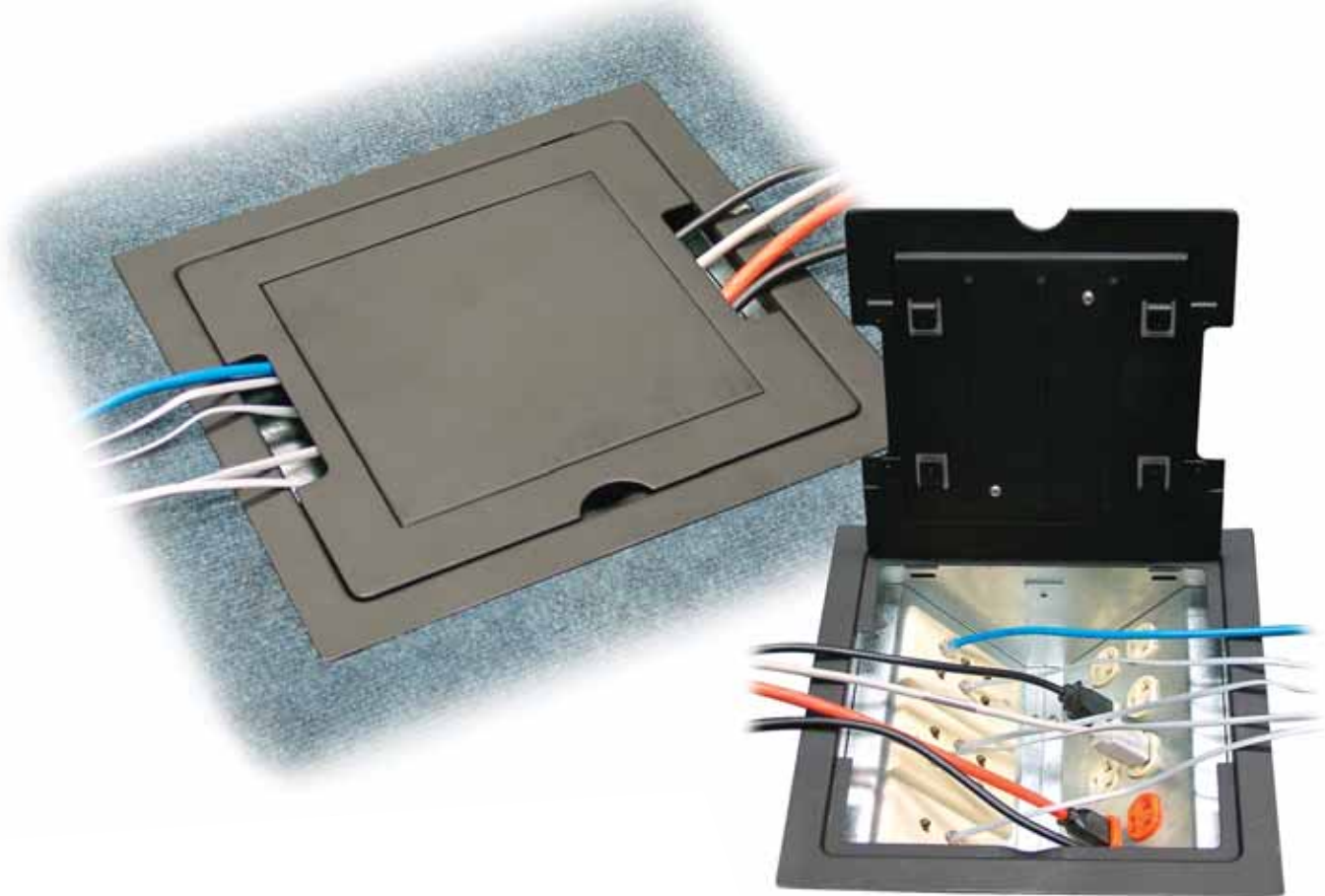
Access Floor Modules with Metal Lid – AFm/M-1050

Technical Specifications

The AFm/M-1050 series access floor module accommodates up to 5 duplex power outlets and 3 data openings. The power outlets can be any combination of general purpose and isolated ground power. A single data opening can accommodate 6 data ports for a total of 18 data ports if all 3 data openings are utilized.

The AFm/M-1050 comes standard with low profile steel lid. The steel lid can accommodate a carpet or steel insert. The steel insert, useful in high-traffic areas, withstands a 1,000 pound load.

Description	Dimensions
Overall Trim Ring	12" [304.8mm] x 12" [304.8mm]
Module Depth, Overall	5 ⁷ / ₁₆ " [138.1mm]
Floor Panel Opening Required	10 ¹ / ₂ " [266.7mm] + 1 ¹ / ₁₆ " [1.59mm]
Door Size	9 ¹ / ₈ " [231.8mm] x 9 ¹ / ₈ " [231.8mm]
Wire Chamber Volume	75 cu in.
Cord Changer Volume	258 cu in.
Total Volume	408 cu in.
Maximum Duplex Power	5
Maximum Data Ports	18



Access Floor Modules with Metal Lid – AFM50-HVAC for use with Under Floor Air Handling Systems – Technical Specifications

The AFM50-HVAC series access floor module provides both power and telecommunication compartments for raised floors incorporating air handling systems that require low air leakage.

The power compartment is designed for up to four duplex receptacles, and the telecomm compartment can accept two data plates which can accommodate up to 8 data ports.

The lid is suitable for both carpet and tile applications.

- Closed cell PSA foam tape on lip of lid for seal to floor and prohibit air leakage
- AFM50-HVAC Leakage Levels
 - <5.9 CFM @ 0.05in. w.g.
 - <7.65 CFM @ 0.10in. w.g.
- Expandable rubber grommet for data cables

Description

Overall Trim Ring

Module Depth, Overall

Floor Panel Opening Required

Door Size

Maximum Duplex Power

Maximum Data Ports

Dimensions

10" x 10"

5" min.

8" x 8"

9½" x 9½"

4

8

[Get New Pictures of this product](#)

